



Pattern Name **Wedding Sampler**

Designed By Barbara C.

Recommended Fabric Aida 14, White

Size(s): 89w X 102h Stitches

14 Count, 16.15w X 18.51h cm

16 Count, 14.13w X 16.19h cm

18 Count, 12.56w X 14.39h cm

Color key for Full Stitches:


	<i>Symbol</i>	<i>Strands</i>	<i>Type</i>	<i>Number</i>	<i>Color</i>	<i>Skein</i>
■	■	2	DMC	894	Carnation-VY LT	1
■	■	2	DMC	535	Ash Gray-VY LT	1


Additional keys on the chart:

— Areas for placing Names and Wedding Date

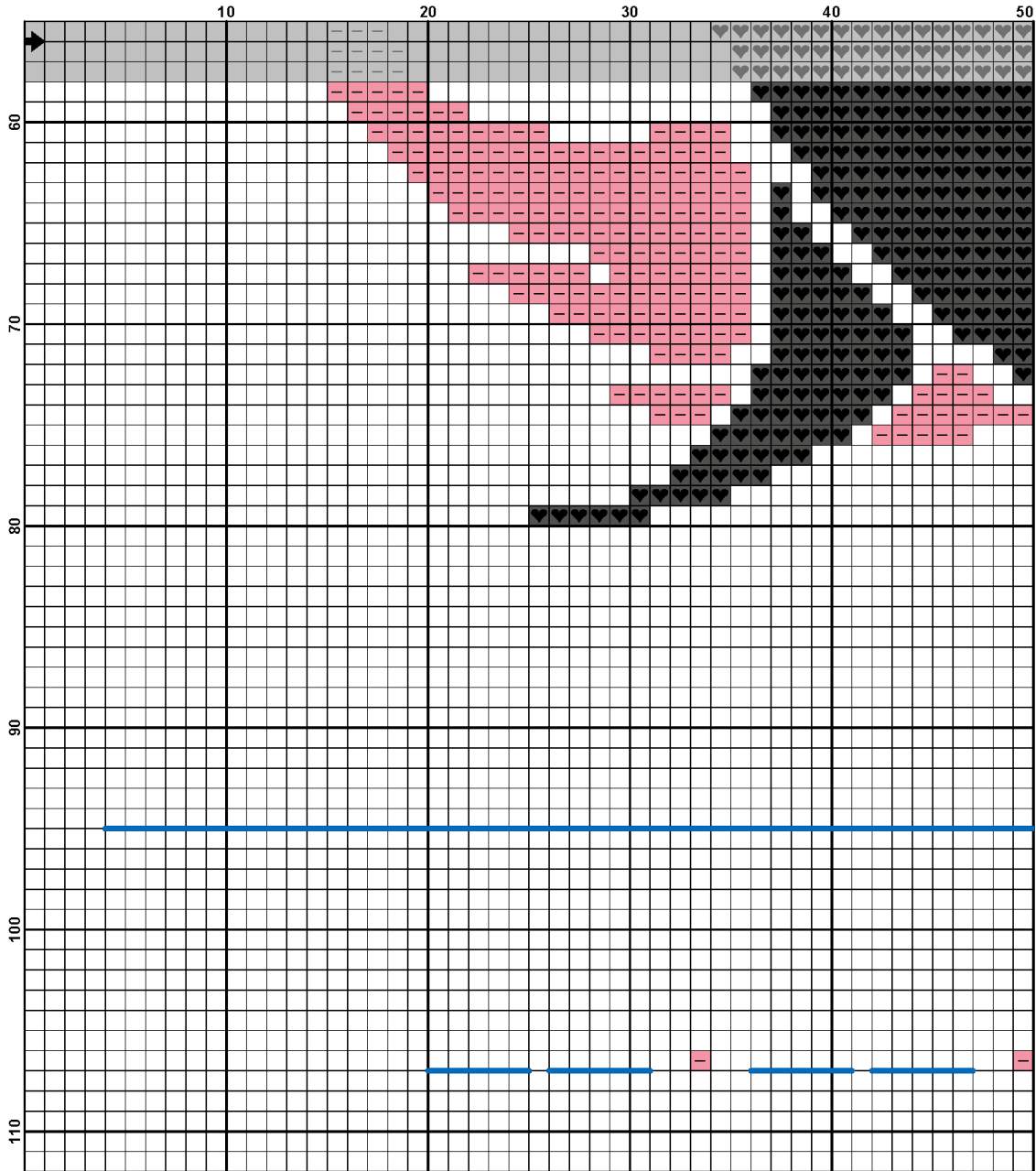
Tips


- ❖ Start stitching the design in the center of the fabric and work outwards towards the edges. Arrows on the charts indicate the position of the center point.
- ❖ Each square of the chart represents a stitch.
- ❖ The color key shows the range of colors required and gives DMC thread color codes.
- ❖ Threads come in 6 stands. These should be divided into 3 sections of 2 stands to work with.





(4)







ABC for names and digits for date

