



Pattern Name **Patchwork Animals**

Designed By **Barbara C.**

Recommended Fabric **Aida 14, Cream**









Size(s): **74w X 80h Stitches**

14 Count, 13.43w X 14.51h cm


16 Count, 11.75w X 12.70h cm

18 Count, 10.44w X 11.29h cm

Color key for Full Stitches:

	<i>Symbol</i>	<i>Strands</i>	<i>Type</i>	<i>Number</i>	<i>Color</i>
	●	2	DMC	469	Avocado Green
	◆	2	DMC	472	Avocado Green-UL LT
	✕	2	DMC	740	Tangerine
	⌘	2	DMC	794	Cornflower Blue-LT
	-	2	DMC	798	Delft Blue-DK
	↗	2	DMC	977	Golden Brown-LT
	♥	2	DMC	3822	Straw-LT
	▲	2	DMC	3865	Winter White

Color key for Back Stitches:

	≡	2	DMC	3799	Pewter Gray-VY DK
---	---	---	-----	------	-------------------

Tips

- ❖ Start stitching the design in the center of the fabric and work outwards towards the edges. Arrows on the charts indicate the position of the center point.
- ❖ Each square of the chart represents a stitch.
- ❖ The color key shows the range of colors required and gives DMC thread color codes.
- ❖ Threads come in 6 stands. These should be divided into 3 sections of 2 stands to work with.

