



Pattern Name Owl #2







Designed By Barbara C.

Recommended Fabric Aida 18, Cream



Size(s): 65w X 100h Stitches

18 Count, 9.17w X 14.11h cm
 16 Count, 10.32w X 15.87h cm
 14 Count, 11.79w X 18.14h cm

Color Key for Full Stitches:

	Symbol	Strands	Type	Number	Color
	▲	2	DMC	300	Mahogany-VY DK
	●	2	DMC	666	Christmas Red-BRT
	♥	2	DMC	740	Tangerine
	★	2	DMC	3782	Mocha Brown-LT
	↓	2	DMC	3852	Straw-VY DK
	-	2	DMC	3865	Winter White

Color Key for Back Stitches:

	Symbol	Strands	Type	Number	Color
	▬	1	DMC	666	Christmas Red-BRT
	▬▬▬▬	1	DMC	3865	Winter White

Tips

- ❖ Start stitching the design in the center of the fabric and work outwards towards the edges. Arrows on the charts indicate the position of the center point.
- ❖ Each square of the chart represents a stitch
- ❖ The color key shows the range of colors required and gives DMC thread color codes
- ❖ Threads come in 6 stands. These should be divided into 3 sections of 2 stands to work with



