



Pattern Name Owl #1










Designed By Barbara C.

Recommended Fabric Aida 18, Cream


Size(s): 66w X 98h Stitches

18 Count, 9.31w X 13.83h cm
 16 Count, 10.48w X 15.56h cm
 14 Count, 11.97w X 17.78h cm

Color Key for Full Stitches:

	Symbol	Strands	Type	Number	Color
	♥	2	DMC	300	Mahogany-VY DK
	♣	2	DMC	666	Christmas Red-BRT
	♠	2	DMC	740	Tangerine
	+	2	DMC	842	Beige Brown-VY LT
	▲	2	DMC	3832	Raspberry-MD
	◆	2	DMC	3852	Straw-VY DK
	★	2	DMC	3862	Mocha Beige-DK
	✕	2	DMC	3864	Mocha Beige-LT
	↑	2	DMC	3865	Winter White

Color Key for Back Stitches:

	Symbol	Strands	Type	Number	Color
	----	1	DMC	300	Mahogany-VY DK

Tips

- ❖ Start stitching the design in the center of the fabric and work outwards towards the edges. Arrows on the charts indicate the position of the center point.
- ❖ Each square of the chart represents a stitch
- ❖ The color key shows the range of colors required and gives DMC thread color codes
- ❖ Threads come in 6 stands. These should be divided into 3 sections of 2 stands to work with

