



**Pattern Name**     **Meow**





**Designed By**        **Barbara C.**

**Recommended Fabric:**     **Aida 14, White**

**Size:**                     **64w X 94h Stitches**

14 Count, 11.61w X 17.05h cm  
 16 Count, 10.16w X 14.92h cm  
 18 Count, 9.03w X 13.26h cm

## Color key for Full Stitches:

	<i>Symbol</i>	<i>Strands</i>	<i>Type</i>	<i>Number</i>	<i>Color</i>
		2	DMC	922	Copper-LT
		2	DMC	310	Black

## Color key for Back Stitches:

		2	DMC	310	Black
---	---	---	-----	-----	-------

## Color key for French Knots:

		2	DMC	310	Black
---	---	---	-----	-----	-------

## Tips

- ❖ Start stitching the design in the center of the fabric and work outwards towards the edges. Arrows on the charts indicate the position of the center point.
- ❖ Each square of the chart represents a stitch
- ❖ The color key shows the range of colors required and gives DMC thread color codes
- ❖ Threads come in 6 stands. These should be divided into 3 sections of 2 stands to work with

