

Pattern Name **I-may-be-a-bad-girl**

Designed By Barbara C.

Recommended Fabric Aida 14, Blue



Size(s): 68 w X 92 h Stitches

14 Count, 12.34w X 16.69h cm


16 Count, 10.79w X 14.60h cm

18 Count, 9.60w X 12.98h cm

Color key for Full Stitches:

| | <i>Symbol</i> | <i>Strands</i> | <i>Type</i> | <i>Number</i> | <i>Color</i> |
|---|---------------|----------------|-------------|---------------|--------------|
|  | ■ | 2 | DMC | 310 | Black |
|  | — | 2 | DMC | 437 | Tan-LT |

Color key for Back Stitches:

| | <i>Symbol</i> | <i>Strands</i> | <i>Type</i> | <i>Number</i> | <i>Color</i> |
|---|---------------|----------------|-------------|---------------|--------------|
|  | — | 2 | DMC | 310 | Black |

Tips

- ❖ Start stitching the design in the center of the fabric and work outwards towards the edges. Arrows on the charts indicate the position of the center point.
- ❖ Each square of the chart represents a stitch
- ❖ The color key shows the range of colors required and gives DMC thread color codes
- ❖ Threads come in 6 stands. These should be divided into 3 sections of 2 stands to work with



