

# Hogwarts Pencils



**Designer: Your Briar Patch**

[Instagram.com/yourbriarpatch](https://www.instagram.com/yourbriarpatch)

<http://smartcrossstitch.com/>





























**Size in stitches:**  
49 x 17 each pattern

**Floss Type: DMC**















**Happy Stitching!**

# Hogwarts Pencils

## Cross Stitch


Color	Symbol	DMC	Strands	Color	Symbol	DMC	Strands
		310	2			797	2
		317	2			834	2
		321	2			909	2
		415	2			3799	2
		726	2			3820	2
		738	2			3821	2
		739	2			3852	2

## Back Stitch

Color	Symbol	DMC	Strands	Color	Symbol	DMC	Strands
		310	1			797	2
		310	2			3852	2
		310	3			B5200	1
		415	2				

## French Knots

Symbol	DMC	Strands	Symbol	DMC	Strands
	415	2		B5200	1



The puzzle is a 40x40 grid divided into three main sections. The left section is 10 columns wide, the middle section is 10 columns wide, and the right section is 20 columns wide. Row markers are placed at rows 10, 20, and 30. Column markers are placed at columns 10 and 20. Directional arrows point to the top and bottom of the grid.




















**Section 1: Hogwarts pencils (Left 10 columns)**  
This section contains a grid of symbols including '#', '3', '4', '\$', '+', 'O', and 'x'. The symbols are arranged in a pattern that suggests a specific design or message. The bottom part of this section features a large 'x' shape.

**Section 2: Hogwarts pencils (Middle 10 columns)**  
This section contains a grid of symbols including '#', '3', '4', '\$', '+', 'O', and 'x'. The symbols are arranged in a pattern that suggests a specific design or message.















**Section 3: Your Briar Patch (Right 20 columns)**  
This section contains a grid of symbols including '#', '3', '4', '\$', '+', 'O', and 'x'. The symbols are arranged in a pattern that suggests a specific design or message.

# Hogwarts Pencils

## Cross Stitch

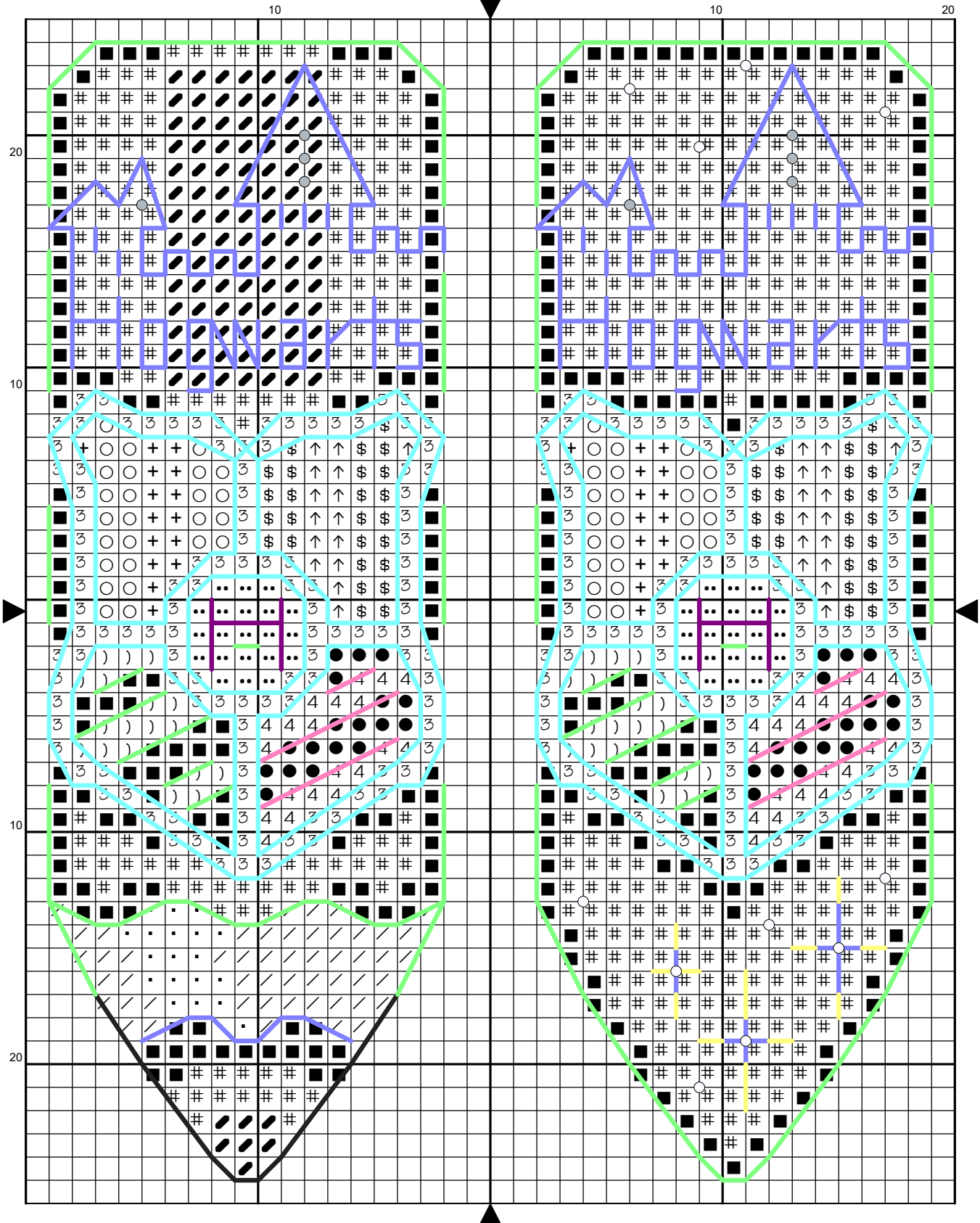
Color	Symbol	DMC	Strands	Color	Symbol	DMC	Strands
		310	2			797	2
		317	2		4	834	2
		321	2		\$	909	2
		415	2		#	3799	2
	)	726	2		3	3820	2
	/	738	2		+	3821	2
	.	739	2		••	3852	2

## Back Stitch

Color	Symbol	DMC	Strands	Color	Symbol	DMC	Strands
		310	1			797	2
		310	2			3852	2
		310	3			B5200	1
		415	2				

## French Knots

Symbol	DMC	Strands	Symbol	DMC	Strands
	415	2		B5200	1



10 10 20 20

The puzzle is a 40x40 grid divided into three main sections. The left section is 10 columns wide, the middle section is 10 columns wide, and the right section is 20 columns wide. Row markers are placed at 10, 20, and 30. Symbols used include #, /, ., and numbers. Arrows point to specific grid locations: a downward arrow at the top center, an upward arrow at the bottom center, and two rightward arrows on the right side.